



LENTIS® *Mplusfamily*

## **MORE SPECTACLE INDEPENDENCE FOR A BETTER QUALITY OF LIFE**

Advanced technology intraocular lenses for the treatment  
of presbyopia, astigmatism and cataract



## Medical Terms Explained

You will find a clear and illustrative explanation of various medical terms in the glossary at the end of this brochure (page 14). Should you have any further questions please consult your eye specialist.

## More spectacle independence\* for a better quality of life:

- ✕ Would you like to live your life without dependency on glasses or contact lenses?
- ✕ Are your cataracts giving you cloudy vision?
- ✕ Are you over 50 and starting to notice changes in your vision?

Technologically advanced ophthalmic surgery can mean goodbye to glasses and prevent or eliminate cataracts\*. Long/short-sightedness or astigmatism can now be corrected by replacing your natural lens with a permanent artificial intraocular lens. You can get basic information on cataracts on our website [www.oculentis.com](http://www.oculentis.com). If you have any further questions, your ophthalmologist will be happy to answer them.

\*Clinical studies have demonstrated that a very high degree of spectacle independence has been achieved in more than 90% of all patients treated with a multifocal lens in both eyes.



LENTIS® Mplus Family intraocular lenses can correct common irregularities associated with the focusing power of the eye, known as refractive errors. Some of these are...

## Presbyopia (age-related)



Typically, as we get older, we become more dependent on reading glasses. The natural lens inside the eye becomes less flexible and cannot focus clearly on close objects.

Presbyopia may occur with other refractive errors such as myopia and hyperopia.




## Myopia (short-sightedness)

A near-sighted eye projects images in front of the retina rather than directly on its surface, which means images will be blurred in the distance.



## Hyperopia (long-sightedness)

A long-sighted eye projects images behind of the retina rather than directly on its surface. This results in poor near vision and in severe cases it can even affect distance vision.



## Astigmatism (corneal irregularity)

Astigmatism is an irregularity in the shape of the cornea. Instead of being round like a football it is oval like a rugby ball. As a result, images are distorted at the back of the eye, which causes blurring of all round vision. Typically astigmatism occurs with either myopia or hyperopia.



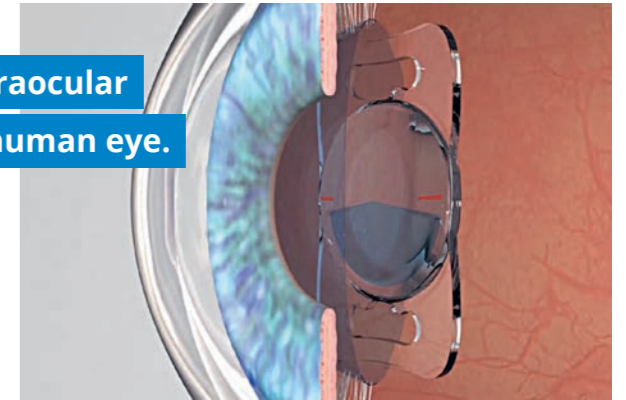
## Cataract

As the natural lens ages, it becomes harder and less transparent. Eventually, this results in vision becoming cloudy, fuzzy or blurred, which can make day to day activities, such as reading, computer work and driving difficult.

Many people over 60 have some degree of cataracts even though it may not be affecting their vision. Lens replacement used to treat cataracts, has been a common procedure for many years. With LENTIS® Mplus Family lenses there is no need to wait until the cataracts become an inconvenience.

With this latest technology it is now possible to replace the eye's natural lens with a new permanent intraocular lens. The procedure will give you back the benefit of being able to focus on near, intermediate and far objects, as previously given to you by your contact lenses or glasses.

Animation of the intraocular lens position in the human eye.



## The artificial lens procedure


Freedom from glasses or contact lenses can be obtained and conditions such as presbyopia, astigmatism and cataract can be treated with the implantation of the innovative multifocal artificial LENTIS® Mplus Family lens.

**This routine surgery is done exactly the same way as the „Cataract surgical procedure“, which is the most frequent surgical operation worldwide – approx. 15 million procedures per year!**

The surgeon removes the natural lens and replaces it with a specially selected LENTIS® Mplus Family lens, which takes less than 20 minutes per eye.

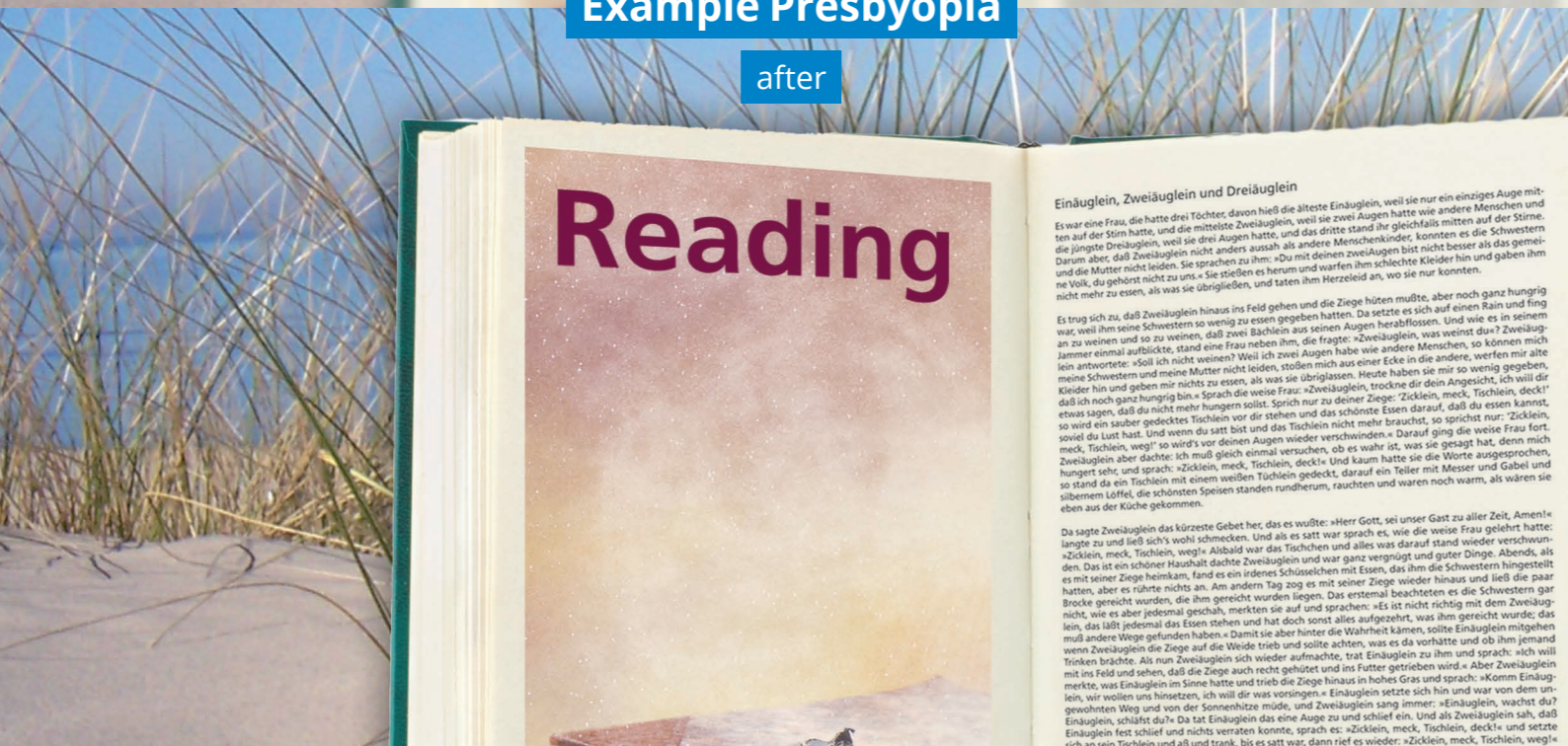
Your surgeon will decide on the right lens for you after assessing your condition and lifestyle.






before

Example Presbyopia

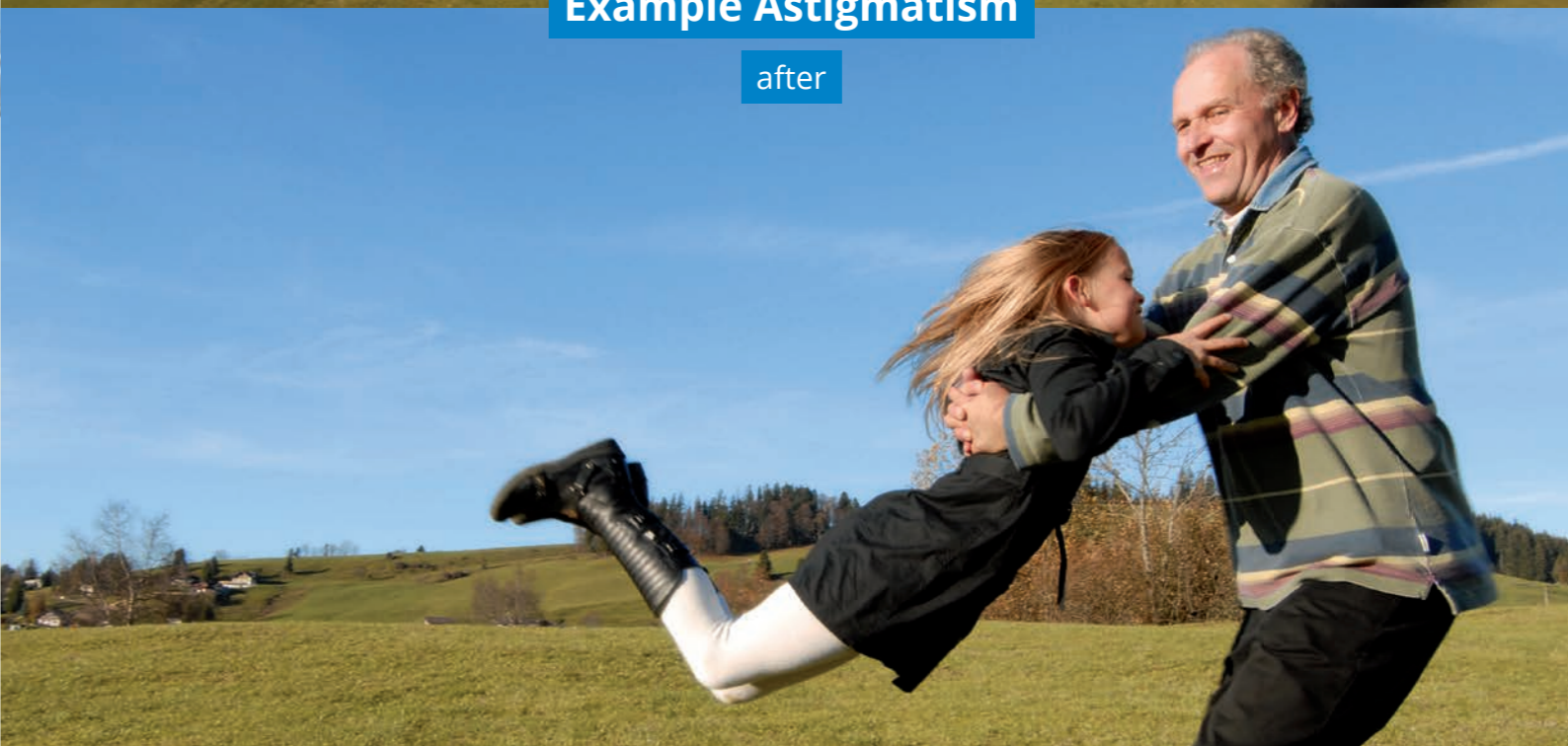


after



before

Example Astigmatism



after



## What makes LENTIS® Mplus Family different?

LENTIS® Mplus Family lenses are multifocal intraocular lenses which give you clear distance, intermediate and near vision. This means that most people can perform their daily tasks, like reading, driving and computer work without the need for vision correction.

It is one of the most advanced technologies available, unique in its design, which reduces visual disturbances such as loss of contrast sensitivity and severe glare and halo.

Multifocal-toric lenses are specifically designed for those patients suffering with Astigmatism.

## What do the surgeons say regarding the Mplus-technology?

“The LENTIS® Mplus is the latest premium multifocal intraocular lens, which allows outstanding results for near, intermediate or far vision. We strive to provide our patients with the best medical treatment at all times and the Mplus is the best there is today.”

[Consultant Ophthalmic Surgeon, Alicante, Spain](#)

“The LENTIS® Mplustoric lens does give extremely good far, intermediate and near vision with much less of the problems seen with classic multifocal IOLs. Furthermore the individualized correction of astigmatism is superb.”

[Consultant Ophthalmologist, Antwerp, Belgium](#)

“The LENTIS® Mplus lens is the very latest technology in modern lens surgery. It opens up a whole new world of possibilities regarding cataract surgery. Especially for those over 40 who wish to be more independent from glasses.”

[Consultant Ophthalmic Surgeon, Heidelberg, Germany](#)

“The LENTIS® Mplustoric is simply the best all-in-one lens solution combining presbyopia correction with astigmatism. It is a major technical step forward for the IOL industry as it is the best combination of two highly advanced technologies. This lens has enabled us to better correct the vision of a wider range of patients and outcomes have so far been remarkable.”

[Consultant Ophthalmologist, Birmingham, UK](#)

## What do the patients say?



### **Andrew Keen - 49 year old, businessman**

(Condition: severe presbyopia)

Andrew's quality of personal and professional life has improved enormously since having LENTIS® Mplustoric lenses implanted. Suddenly, his bi-weekly cross-country business flights are headache-free, his night driving vision is perfect and he has even been able to teach his son to swim, as hindering goggles and steamy contact lenses are no longer a requirement.



### **Chris Robinson - 40 year old, businessman**

(Condition: presbyopia & astigmatism)

"It's difficult for me to explain how fantastic my life is now. There is just no comparison between how I feel and how it used to be. I can read the small print on forms now that used to be just black lines. The colours I can see now are incredible; purples, reds and blues are now vibrant and not the greys they all once were."



### **Susan Neale - 65 year old, retired** (Condition: cataracts)

"The result is incredible, and so immediate that it is hard to describe how you feel. White seems whiter, all colours are brighter than they ever were, and there is a sharpness to edges of objects. I don't even have to wear reading glasses anymore.

I can even pluck my eyebrows and thread a needle again! In fact I would say that the LENTIS® Mplus has given me better vision than I've had for nearly 50 years. I would thoroughly recommend it."

## Frequently Asked Questions

### **How common is this procedure?**

There are over 15 million cataract and lens exchange procedures per year worldwide, making this one of the most common successful surgical procedures.

### **Is there any discomfort during surgery?**

Local anesthetic is used to numb the eye. You may get some itching and mild discomfort after surgery, but in general this should go within 24-48 hours of the surgery.

### **How quickly will I see the result?**

Many patients see results within a few hours, but may experience blurring for 24-48 hours. Best results usually come by the 12th week, although in some rare cases this may take up to six months.

### **When can I return to work?**

On average within a week of surgery, but always seek advice from your consultant.

### **Are there any possible side effects?**

LENTIS® Mplus Family success rate is very high. Some patients may experience initial glare and halo, but this is often overcome with the second eye surgery.

### **Can I have both eyes done at once?**

Generally your eye surgeon would implant one lens followed by the second eye shortly after.

### **Will I have to come back for any follow up?**

Typically, only one after care appointment for each eye is required although this will be determined by your consultant.

# Glossary

## Medical Terms Explained

### Accommodation

The automatic adjustment in the focal length of the natural lens of the eye to permit retinal focus of images of objects at varying distances.

### Astigmatism

A refractive error caused by an irregular shape of the cornea (much like a football). Astigmatism is measured in terms of diopters, cylinder meridian or axis. Uncorrected astigmatism may produce ghosting or double images.

### Capsular bag

Here the lens is included maintained by the zonules of Zinn.

### Cataract

An opacity of the crystalline lens, which prevents the passage of the rays of light and impairs or destroys the sight.

### Ciliary muscle

The smooth muscle of the ciliary body of the eye, consisting of circular fibers, and whose action changes the shape of lens in the process of accommodation.

### Cornea

The outer part of the eye that provides 70% of the eye's refractive power. The cornea is approximately 500 microns thick (0.5 millimeter) and consists of 5 layers: epithelium, Bowman's layer, stroma, Descemet's membrane and endothelium.

### Hyperopia

The ophthalmic term for farsightedness. In the hyperopic eye, images are focused behind the retina. The hyperopic eye is often described as being too flat or too short.

### Implantation

A surgical procedure that places foreign bodies (artificial implants) in the human body.

### Intraocular lens (= IOL)

An artificial lens that is implanted into the eye of someone to replace a damaged natural lens or someone who has had a cataract removed. See also below: Premium intraocular lens

### Myopia

The medical term for nearsightedness. Eye is too steep, too long, image is focused in front of the retina.

### Premium intraocular lens

In addition to a functional standard lens (a so-called monofocal lens), your eye doctor will also offer so-called premium lenses featuring individual additional functions. Depending on the individual medical situation and personal desires and expectations these premium lenses correct other visual defects such as long-sightedness and short-sightedness as well as astigmatism. Premium lenses stand for additional benefits – Your advantage: improved vision, particular visual comfort, a higher level of independence or - in the best case – complete freedom from your glasses and/or contact lenses. In short: a better quality of life.

### Presbyopia

The natural deterioration of near vision caused by loss of flexibility in the eye's lens as one ages.

### Refractive surgery

Any surgical procedure that attempts to decrease the patient's refractive error.



Your clinic's contact details:

A large, empty rectangular box with rounded corners and a thin blue border, intended for entering clinic contact details.

**Manufacturer:**



Teleon Surgical BV  
[www.teleon-surgical.com](http://www.teleon-surgical.com),  
[info@teleon-surgical.com](mailto:info@teleon-surgical.com)